


**Problem Gamblers Helpline
Arkansas Report**

Problem Gamblers Helpline 4/1/2012-4/30/2012 Arkansas Report


Total Calls 810
Total LACG Intakes 14

Call Type	Call Type	Average Type
Casino	194	24.0%
Hang ups	134	16.5%
LACG Intakes	14	1.7%
Lottery	356	44.0%
Other	7	0.9%
Wrong #	105	13.0%



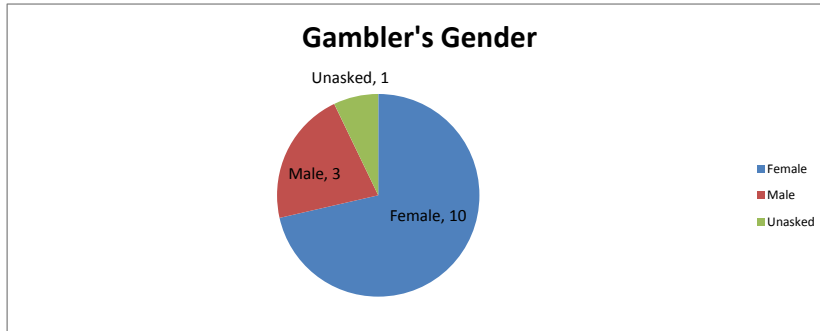
Suicide	Suicide	Average Suicidal
No	14	100%
Past	0	0%
Present	0	0%

Caller's Subject	Caller's Subject	Average Relationship
Clients	0	0%
Family Members	1	7%
Father	0	0%
Friend	0	0%
Husband/Male sig other	0	0%
Mother	0	0%
Self	10	71%
Unknown	3	21%
Wife/Female sig other	0	0%

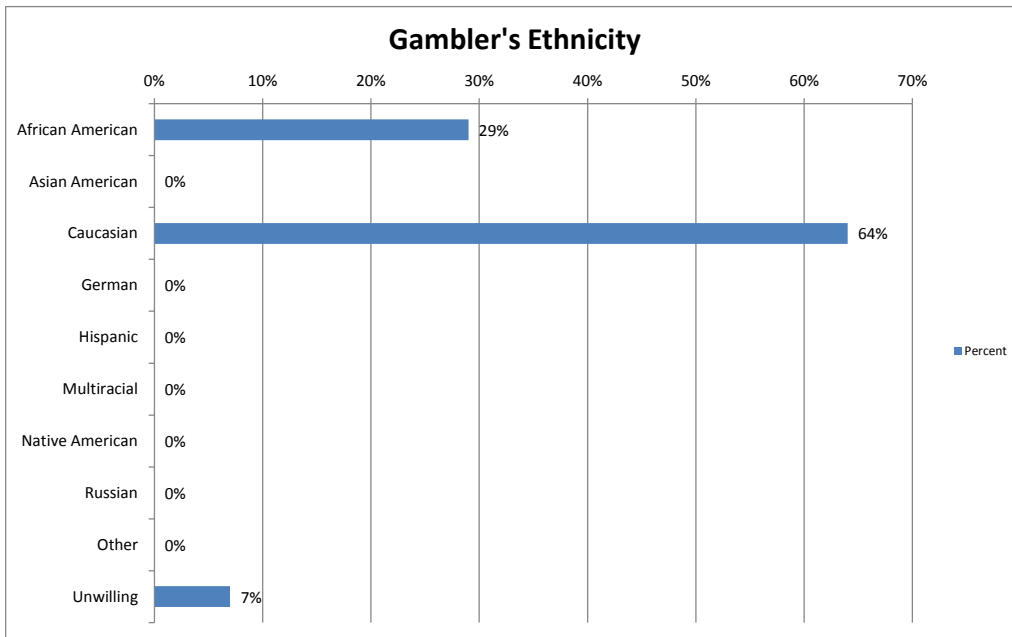


**Problem Gamblers Helpline
Arkansas Report**

Gambler's Gender	Gambler's Gender	Average Gender
Female	10	71%
Male	3	21%
Unasked	1	7%

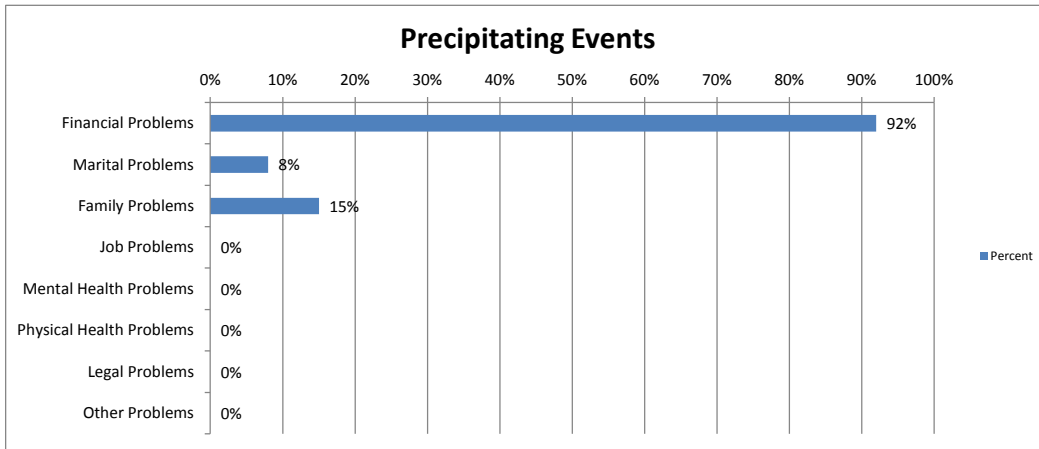


Ethnicity of Gambler	Percent	Calls
African American	29%	4
Asian American	0%	0
Caucasian	64%	9
German	0%	0
Hispanic	0%	0
Multiracial	0%	0
Native American	0%	0
Russian	0%	0
Other	0%	0
Unwilling	7%	1



**Problem Gamblers Helpline
Arkansas Report**

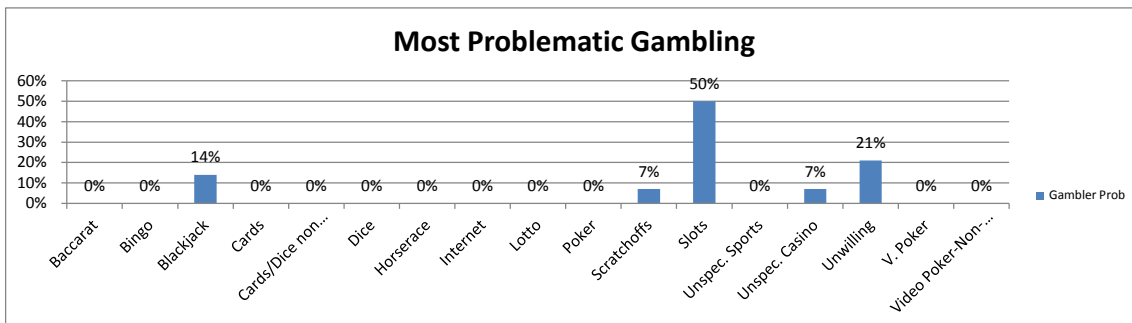
Precipitating Event	Percent	Calls
Financial Problems	92%	12
Marital Problems	8%	1
Family Problems	15%	2
Job Problems	0%	0
Mental Health Problems	0%	0
Physical Health Problems	0%	0
Legal Problems	0%	0
Other Problems	0%	0



* Percent greater than 100 because many individuals indicated more than one problem area.

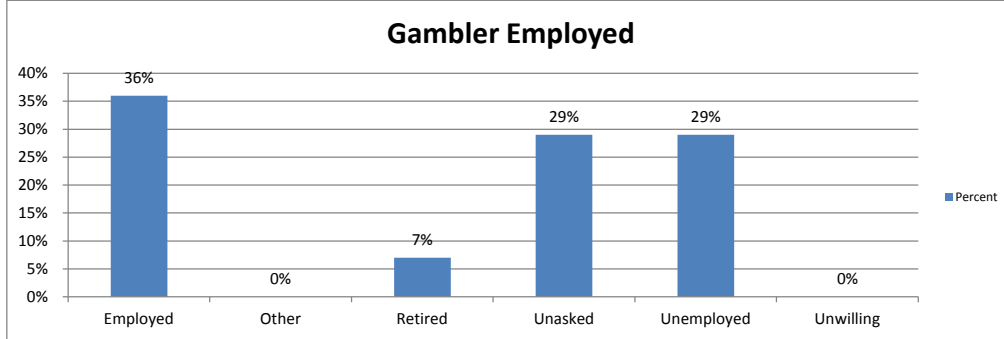
The percent associated with each type of gambling indicates what percent of all the callers indicated that form of gambling was a problem for them.

Most Problematic Gambling	Gambler Prob	Calls
Baccarat	0%	0
Bingo	0%	0
Blackjack	14%	2
Cards	0%	0
Cards/Dice non casino	0%	0
Dice	0%	0
Horserace	0%	0
Internet	0%	0
Lotto	0%	0
Poker	0%	0
Scratchoffs	7%	1
Slots	50%	7
Unspec. Sports	0%	0
Unspec. Casino	7%	1
Unwilling	21%	3
V. Poker	0%	0
Video Poker-Non-Casino	0%	0

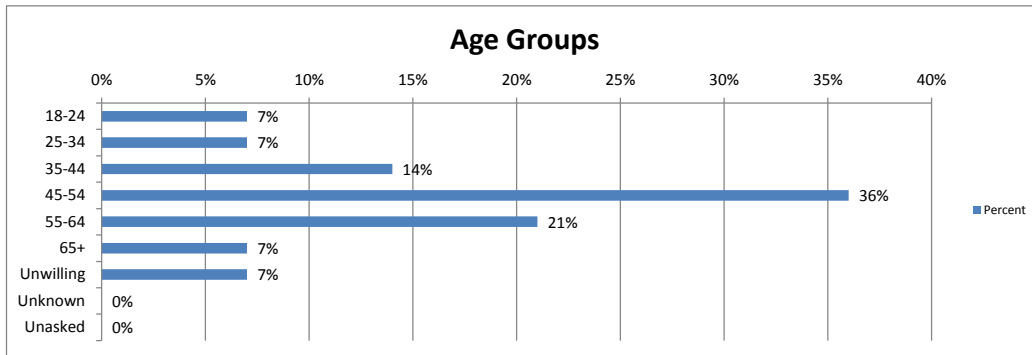


**Problem Gamblers Helpline
Arkansas Report**

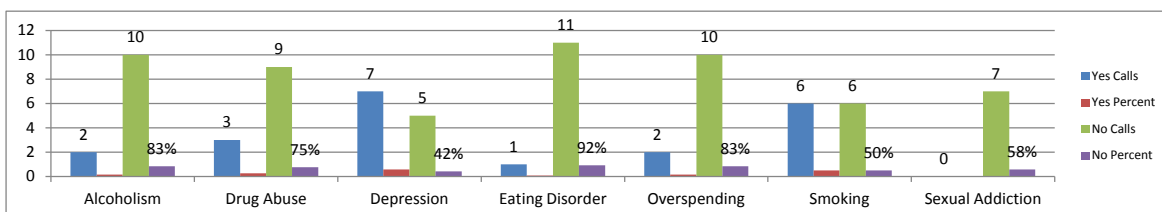
Gambler Employed	Percent	Calls by Gambler
Employed	36%	5
Other	0%	0
Retired	7%	1
Unasked	29%	4
Unemployed	29%	4
Unwilling	0%	0



Age Group of Gamblers	Percent	Calls
18-24	7%	1
25-34	7%	1
35-44	14%	2
45-54	36%	5
55-64	21%	3
65+	7%	1
Unwilling	7%	1
Unknown	0%	0
Unasked	0%	0



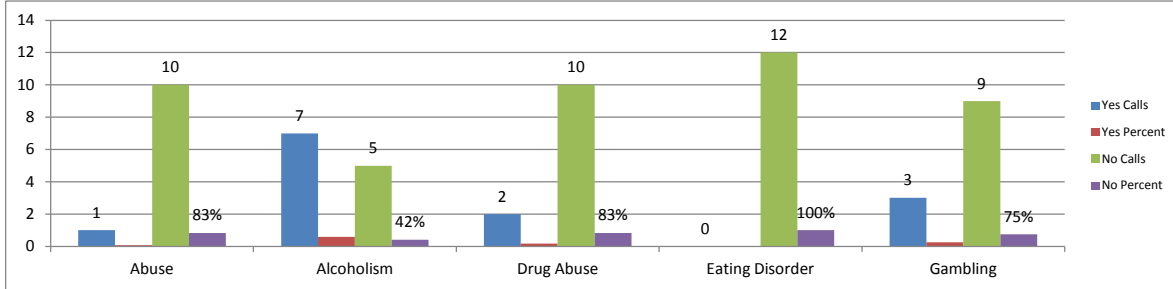
Other Problems Identified	Calls	Yes		No	
		Percent	Calls	Percent	Calls
Alcoholism	2	17%	10	83%	
Drug Abuse	3	25%	9	75%	
Depression	7	58%	5	42%	
Eating Disorder	1	8%	11	92%	
Overspending	2	17%	10	83%	
Smoking	6	50%	6	50%	
Sexual Addiction	0	0%	7	58%	



**Problem Gamblers Helpline
Arkansas Report**

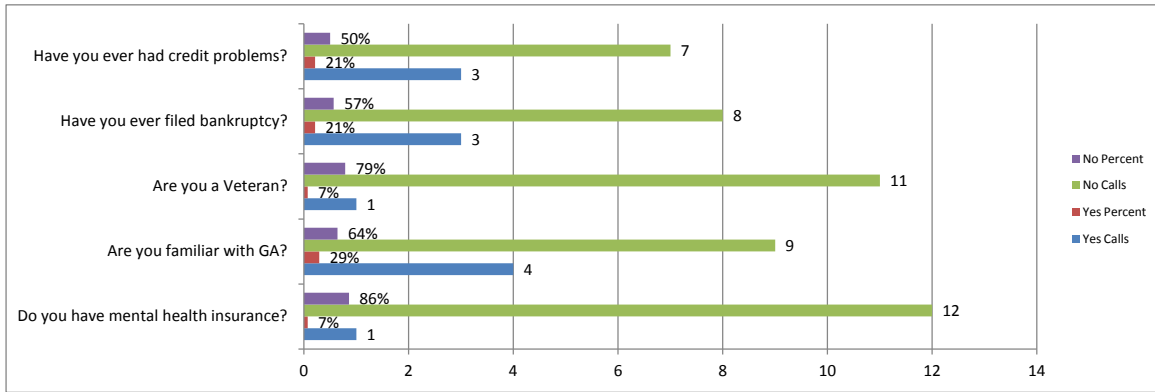
Problems Identified in Family

	Yes		No	
	Calls	Percent	Calls	Percent
Abuse	1	8%	10	83%
Alcoholism	7	58%	5	42%
Drug Abuse	2	17%	10	83%
Eating Disorder	0	0%	12	100%
Gambling	3	25%	9	75%



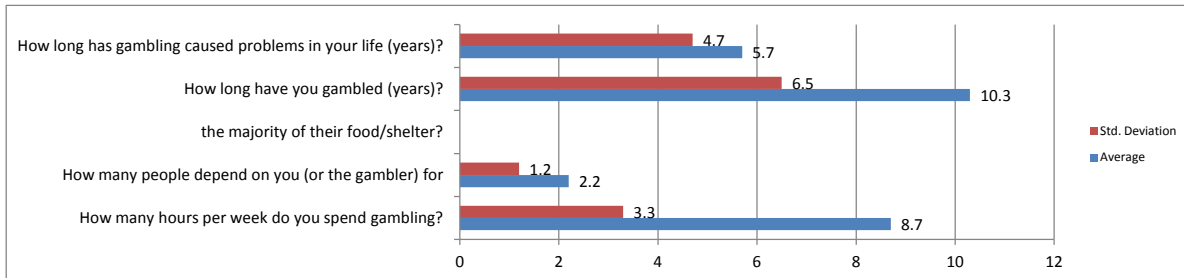
Misc Questions

	Yes		No	
	Calls	Percent	Calls	Percent
Do you have mental health insurance?	1	7%	12	86%
Are you familiar with GA?	4	29%	9	64%
Are you a Veteran?	1	7%	11	79%
Have you ever filed bankruptcy?	3	21%	8	57%
Have you ever had credit problems?	3	21%	7	50%



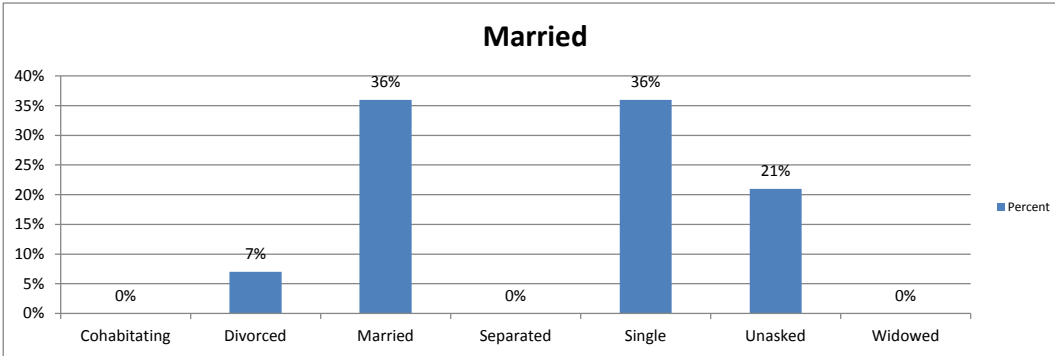
Gambling Activity Questions

	Average	Std. Deviation
How many hours per week do you spend gambling?	8.7	3.3
How many people depend on you (or the gambler) for the majority of their food/shelter?	2.2	1.2
How long have you gambled (years)?	10.3	6.5
How long has gambling caused problems in your life (years)?	5.7	4.7

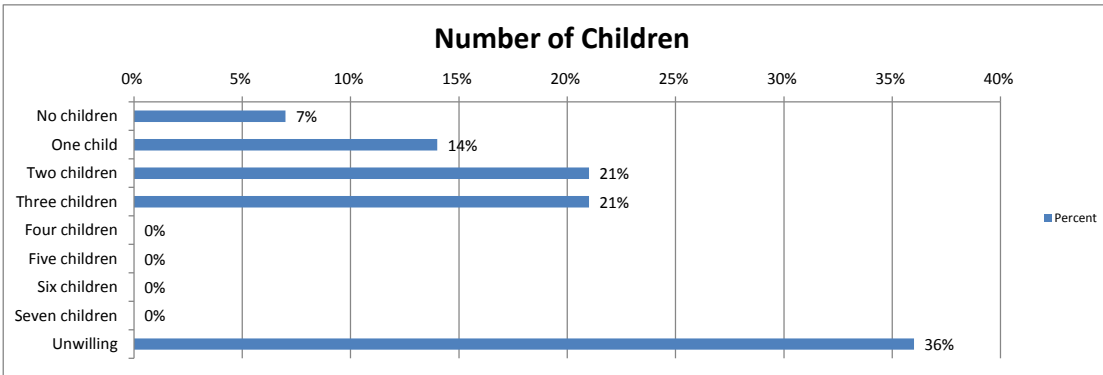


**Problem Gamblers Helpline
Arkansas Report**

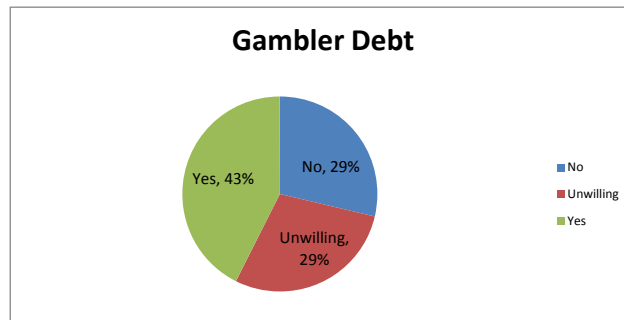
Marital Status	Percent	Calls
Cohabiting	0%	0
Divorced	7%	1
Married	36%	5
Separated	0%	0
Single	36%	5
Unasked	21%	3
Widowed	0%	0



Number of Children	Percent	Calls
No children	7%	1
One child	14%	2
Two children	21%	3
Three children	21%	3
Four children	0%	0
Five children	0%	0
Six children	0%	0
Seven children	0%	0
Unwilling	36%	5

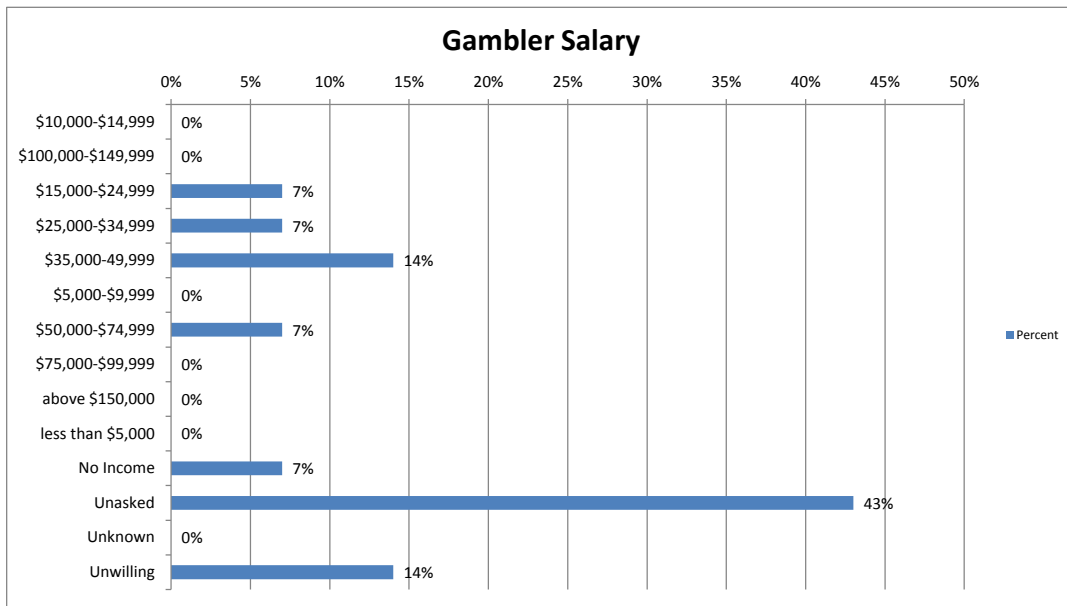


Gambler Debt	Percent	Calls
No	29%	4
Unwilling	29%	4
Yes	43%	6



**Problem Gamblers Helpline
Arkansas Report**

Calls by Gambler Salary	Percent	Calls
\$10,000-\$14,999	0%	0
\$100,000-\$149,999	0%	0
\$15,000-\$24,999	7%	1
\$25,000-\$34,999	7%	1
\$35,000-49,999	14%	2
\$5,000-\$9,999	0%	0
\$50,000-\$74,999	7%	1
\$75,000-\$99,999	0%	0
above \$150,000	0%	0
less than \$5,000	0%	0
No Income	7%	1
Unasked	43%	6
Unknown	0%	0
Unwilling	14%	2



How Caller Heard of Problem Gamblers Helpline	Percent	Calls
ATM	0%	0
Billboard	0%	0
Bingo Hall	0%	0
Brochure	0%	0
Casino	21%	3
Casino Card	14%	2
Credit Union	0%	0
Crisis Line	0%	0
EAP	0%	0
Family Member	0%	0
Friend	7%	1
Internet	7%	1
Lottery	21%	3
Payphone	0%	0
Phonebook	0%	0
Radio	7%	1
Therapist	7%	1
TV Commercial	0%	0
Unsure	14%	2

**Problem Gamblers Helpline
Arkansas Report**

